

AIRMIL'S 1 and 2

Oil-less piston technology 

- Oil-less piston compressor plants
- Compact design for an easier installation
- Maximum pressure : 7 bar



AIRMIL'S 1 - 4 KOS



AIRMIL'S 2 - 15 KOS

Characteristics

AIRMIL'S 1 & 2	Power kW 50 Hz	Flow rate under 6 bar m ³ .h ⁻¹	Receiver capacity Liters	Noise level dB(A) **	Weight kg	Dimensions L x d x h mm
AIRMIL'S 1 - 4 KOS	0,75	3,6	24	65	41	430 x 430 x 720
AIRMIL'S 1 - 9 KOS	1,5	9	24	71	60	510 x 490 x 720
AIRMIL'S 1 - 15 KOS	2,2	15	65	74	79	520 x 500 x 950
AIRMIL'S 2 - 15 KOS	2 x 2,2	2 x 15	90	75	130	1200 x 510 x 830

Plant references

AIRMIL'S 1 or 2	4 KOS	9 KOS	15 KOS
AIRMIL'S 1	413243	413218	413219
AIRMIL'S 2	-	-	413220

Power supply

- AIRMIL'S 1 plant : 1-phase, 230V / 50Hz
- AIRMIL'S 2 plant : 3-phase, 400V / 50Hz

Accessories and option references

Pressure hose	AIRMIL'S 1	MM 3/8" - 1 m	723894
	AIRMIL'S 2	MM 1/2" - 1 m	614290
Automatic drain	AIRMIL'S 1		724114
	AIRMIL'S 2		624337
Air treatment device		See page 64	

AIRMIL'S 1 and 2

Lubricated piston technology



- Compressed air plants for industrial and medicinal applications
- Lubricated piston compressors
- Filtration and control board wall mounting
- Available pressure : 10 or 15 bar
- Wide range of air treatment devices: by filtration (FIL), by refrigeration (SEC F) or by adsorption (SEC A)
- Several presentations:
 - AIRMIL'S 1 : 1 piston compressor set on a receiver
 - AIRMIL'S 2 : 2 piston compressors set on a receiver
- Serial automatic drain mounted under the receiver

Characteristics

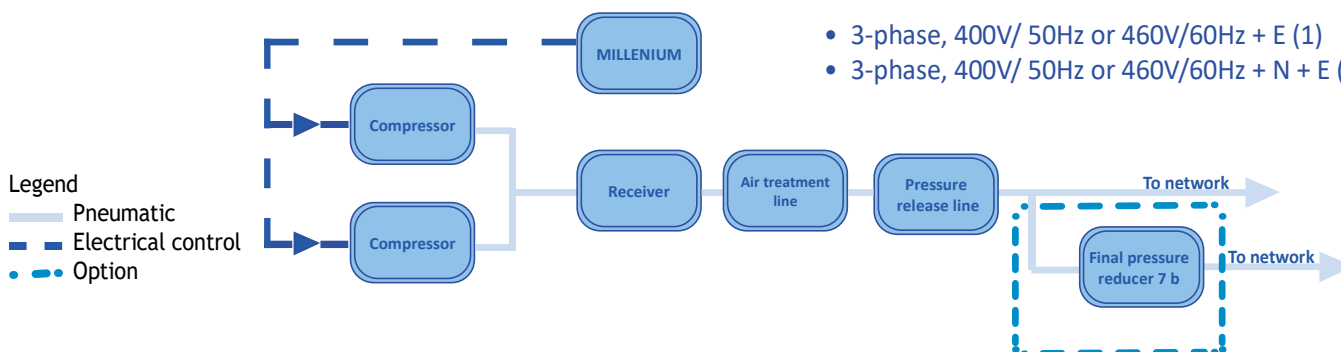
AIRMIL'S 1 & 2 10 bar version	Power kW		Flow rate * m ³ .h ⁻¹		Maxi pressure bar	Noise level dB(A)	
	50 Hz	60 Hz	50 Hz	60 Hz		Covered version	Standard version
17 K1	2,4	2,9	17	20	10	54	64
25 K1	3	3,6	24,6	29,5	10	67	75
33 K1	4	4,8	33	39	10	72	78
43 K1	5,5	6,6	43	51	10	70	79
58 K1	7,5	9	58	69	10	74	80

* Flow rates are given at 8 bar for K1 piston compressor type.

AIRMIL'S 1 & 2 15 bar version	Power kW		Flow rate * m ³ .h ⁻¹		Maxi pressure bar	Noise level dB(A)	
	50 Hz	60 Hz	50 Hz	60 Hz		Covered version	Standard version
20 K2	3	3,6	20	24	15	67	75
27 K2	4	4,8	27	32	15	68	77
37 K2	5,5	6,6	37	44,4	15	70	79
50 K2	7,5	9	49	58,8	15	72	80

* Flow rates are given at 12 bar for K2 piston compressor type.

Process sequence (ex : duplex plant)



Power supply

- 3-phase, 400V/ 50Hz or 460V/60Hz + E (1)
- 3-phase, 400V/ 50Hz or 460V/60Hz + N + E (2)

Available set-up

		AIRMIL'S 1	AIRMIL'S 2
Starting device	CONDOR (1)	■	○
LG7 device	see page 82 (2)	■	○
MILLENNIUM	see page 82 (2)	○	■
Hygrometer		◆	◆
Sound proofing box		◆	◆
Pressure regulation		◆	◆
Air treatment device	see page 70	◆	◆

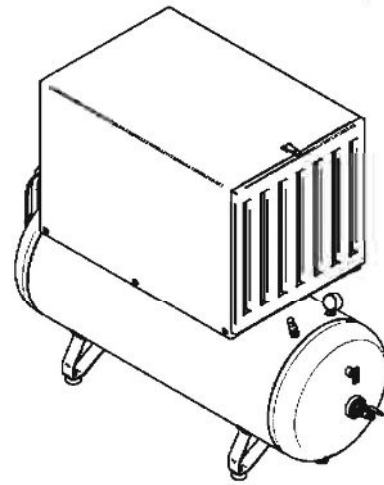

- Standard equipment
- ◆ Optional equipment
- Not available

Compressed air plants

Lubricated piston compressor



Dimensions (mm)



AIRMIL'S 1 10 BAR	Receiver capacity l	Standard version				Covered version			
		L	l	h	Weight (kg)	L	l	h	Weight (kg)
17 K1 R09	90	1210	500	860	88	1210	470	1020	125
25 K1 R25	250	1600	570	1120	175	1600	620	1260	290
33 K1 R25	250	1650	600	1130	170	1650	610	1240	290
43 K1 R50	500	2050	690	1300	235	2050	730	1410	345
58 K1 R50	500	2050	800	1300	245	2050	730	1410	360

AIRMIL'S 1 15 BAR	Receiver capacity l	Standard version				Covered version			
		L	l	h	Weight (kg)	L	l	h	Weight (kg)
20 K2 R09	90	1630	570	1190	75	1630	610	1240	245
27 K2 R25	250	1640	570	1220	180	1710	610	1260	250
37 K2 R25	250	2050	680	1330	280	2050	730	1410	480
50 K2 R50	500	2050	710	1340	280	2050	730	1410	500

AIRMIL'S 2 10 BAR	Receiver capacity l	Standard version				Covered version			
		L	l	h	Weight (kg)	L	l	h	Weight (kg)
17 K1 R50	500	2050	790	1310	320	2050	890	1480	540
25 K1 R50	500	2050	790	1310	360	2050	890	1480	590
33 K1 R50	500	2050	790	1310	350	2050	890	1480	590
43 K1 R50	500	1860	810	1360	450	1860	1030	1460	810
58 K1 R50	500	1860	810	1360	520	1860	1030	1460	850

AIRMIL'S 2 15 BAR	Receiver capacity l	Standard version				Covered version			
		L	l	h	Weight (kg)	L	l	h	Weight (kg)
20 K2 R50	500	2050	790	1310	360	2050	890	1480	500
27 K2 R50	500	2050	790	1310	370	2050	890	1480	510
37 K2 R50	500	1860	810	1360	450	1860	1030	1460	810
50 K2 R50	500	1860	810	1360	520	1860	1030	1460	850

AIRMIL'S 1 and 2

Lubricated piston technology



Plant references AIRMIL'S 1

AIRMIL'S 1 - 10 bar		17 K1 R09	25 K1 R25	33 K1 R25	43 K1 R50	58 K1 R50*
AIRMIL'S 1 S	Standard version	-	-	-	922232	922233
AIRMIL'S 1 S	Covered version	-	-	-	922234	922235
AIRMIL'S 1 CONDOR	Standard version	921959	921960	921961	-	-
AIRMIL'S 1 CONDOR	Covered version	921963	921964	921965	-	-
Regeneration control board (CONDOR version only)		615176	615176	615176	-	-

* Electrical box wall mounted (see page 80).

AIRMIL'S 1 - 15 bar		20 K2 R09	27 K2 R25	37 K2 R25	50 K2 R50*
AIRMIL'S 1 S	Standard version	-	-	922236	922237
AIRMIL'S 1 S	Covered version	-	-	922238	922239
AIRMIL'S 1 CONDOR	Standard version	921967	921968	-	-
AIRMIL'S 1 CONDOR	Covered version	921970	921971	-	-
Regeneration control board (CONDOR version only)		615176	615176	-	-

* Electrical box wall mounted (see page x80).

Accessories and option references

10 bar		17 K1 R09	25 K1 R25	33 K1 R25	43 K1 R50	58 K1 R50
15 bar			20 K2 R25	27 K2 R25	37 K2 R50	50 K2 R50
Network hose	l : 1000 mm					614290
① Oil-less pressure regulator	300 type for 250 m ³ /h maxi	With pressure gauge				354900
② Oil-less pressure regulator	300 type for 250 m ³ /h maxi	With pressure gauge and safety valve				713183
Air treatment device	SEC F & SEC A					see page 68
Additional receiver						see page 79
③ Hygromil's 2000	Built-in dew point analyzer					715810
Additional transformer	400V / 230V	-				80 VA 611099
Alarms for network connection	ALARMIL'S P.B	Mini / maxi pressure switches + 1 pressure gauge				708511
④ Oil-water separator		Owamat 10 (< 39 m ³ /h) 359423		Owamat 11 (< 90 m ³ /h) 362478		

① Oil-less pressure regulator with pressure gauge



② Oil-less pressure regulator with pressure gauge and safety valve



Compressed air plants

Lubricated piston compressor



Plant references AIRMIL'S 2

AIRMIL'S 2 (without adsorption dryer)		10 bar				
		17 K1 R50	25 K1 R50	33 K1 R50	43 K1 R50	58 K1 R50
AIRMIL'S 2 MILLENIUM	Standard version	921972	921973	921974	922240	922241
AIRMIL'S 2 MILLENIUM	Covered version	921975	921976	921977	922242	922243
1 x SEC 7HC Adsorption air dryer (option)		AD5035 925019		AD5065 925020		AD5130 925021
AIRMIL'S 2 (with 2 SEC 7HC adsorption dryers)		10 bar				
		17 K1 R50	25 K1 R50	33 K1 R50	43 K1 R50	58 K1 R50
AIRMIL'S 2 MILLENIUM	Standard version	925001	925002	925003	925004	925005
AIRMIL'S 2 MILLENIUM	Covered version	925006	925007	925008	925009	925010
SEC7HC included		2 x AD5035		2 x AD5065		2 x AD5130
AIRMIL'S 2 (without adsorption dryer)		15 bar				
		20 K2 R50	27 K2 R50	37 K2 R50	50 K2 R50	
AIRMIL'S 2 MILLENIUM	Standard version	921979	921980	922244	922245	
AIRMIL'S 2 MILLENIUM	Covered version	921982	921983	922246	922247	
1 x SEC 7HC Adsorption air dryer (option)		AD5035 925019	AD5065 925020	AD5130 925021		
AIRMIL'S 2 (with 2 SEC adsorption dryers version)		15 bar				
		20 K2 R50	27 K2 R50	37 K2 R50	50 K2 R50	
AIRMIL'S 2 MILLENIUM	Standard version	925011	925012	925013	925014	
AIRMIL'S 2 MILLENIUM	Covered version	925015	925016	925017	925018	
SEC7HC included		2 x AD5035	2 x AD5065	2 x AD5130		

Accessories and option references

10 bar		17 K1 R50	25 K1 R50	33 K1 R50	43 K1 R50	58 K1 R50
15 bar			20 K2 R50	27 K2 R50	37 K2 R50	50 K2 R50
Network hose						614290
① Oil-less pressure regulator	300 type for 250 m ³ /h maxi	With pressure gauge				354900
② Oil-less pressure regulator	300 type for 250 m ³ /h maxi	With pressure gauge and safety				713183
Air treatment device	(FIL) - (SEC F)					see page 68 & 70
Receiver additional						see page 81
③ Hygromil's 2000	Built-in dew point analyzer					715810
Additional transformer	400V / 230V	160 VA				616038
Alarms for network connection	C2A alarm sensor	Sensor fitted directly on pressure regulator				616949
④ Oil-water separator		Owamat 10 (< 39 m ³ /h) 359423		Owamat 11 (< 90 m ³ /h) 362859		

③ Hygromil's 2000 built-in dew point analyzer



④ OWAMAT 10 Oil-water separator for clean effluent discharge



Specifications are subject to be changed without notice